

48001838



PT Checklist / Manual de Montagem - Pára-choques de trás C/suporte de jerry can e pneu suplente Ranger T6



EN Checklist / Fitting Instructions - Rear bumper W/Wheel carrier & Jerry can Ranger T6



ES Despiezas / Instrucciones de montaje -



1h



1 x1 48001522		2 x1 48001309		3 x2 47001455		4 x2 47001451	
5 x2 47001450		6 x1 47001282		7 x1 47001281		8 x1 47001279	
9 x1 47001114		10 x2 47001111		11 x1 47001053		12 x1 47001052	
13 x1 46005281		14 x1 46005280		15 x2 46005253		16 x6 46004358	
17 x2 46004345		18 x2 46004340		19 x4 46003952		20 x2 46003951	
21 x2 46003674		22 x2 46003673		23 x2 46003672		24 x4 46003671	
25 x1 46003043		26 x1 46003042		27 x2 46002997		28 x2 46002340	
29 x2 45000874		30 x2 45000873		31 x2 45000872		32 x2 45000871	
Fêmea freiada M30	<input type="checkbox"/>	Farolim SIM	<input type="checkbox"/>	Rol. Con.Ø55xØ30	<input type="checkbox"/>	Rol. Con.Ø62xØ35	<input type="checkbox"/>
33 x2 45000641		34 x2 45000389		35 x4 45000079		36 x8 45000077	
Mola Ø9x1x14,5	<input type="checkbox"/>		<input type="checkbox"/>	Batente de amort.	<input type="checkbox"/>	Prf. Cb. Sx. M6x25	<input type="checkbox"/>



19-17-13
















19-17-13



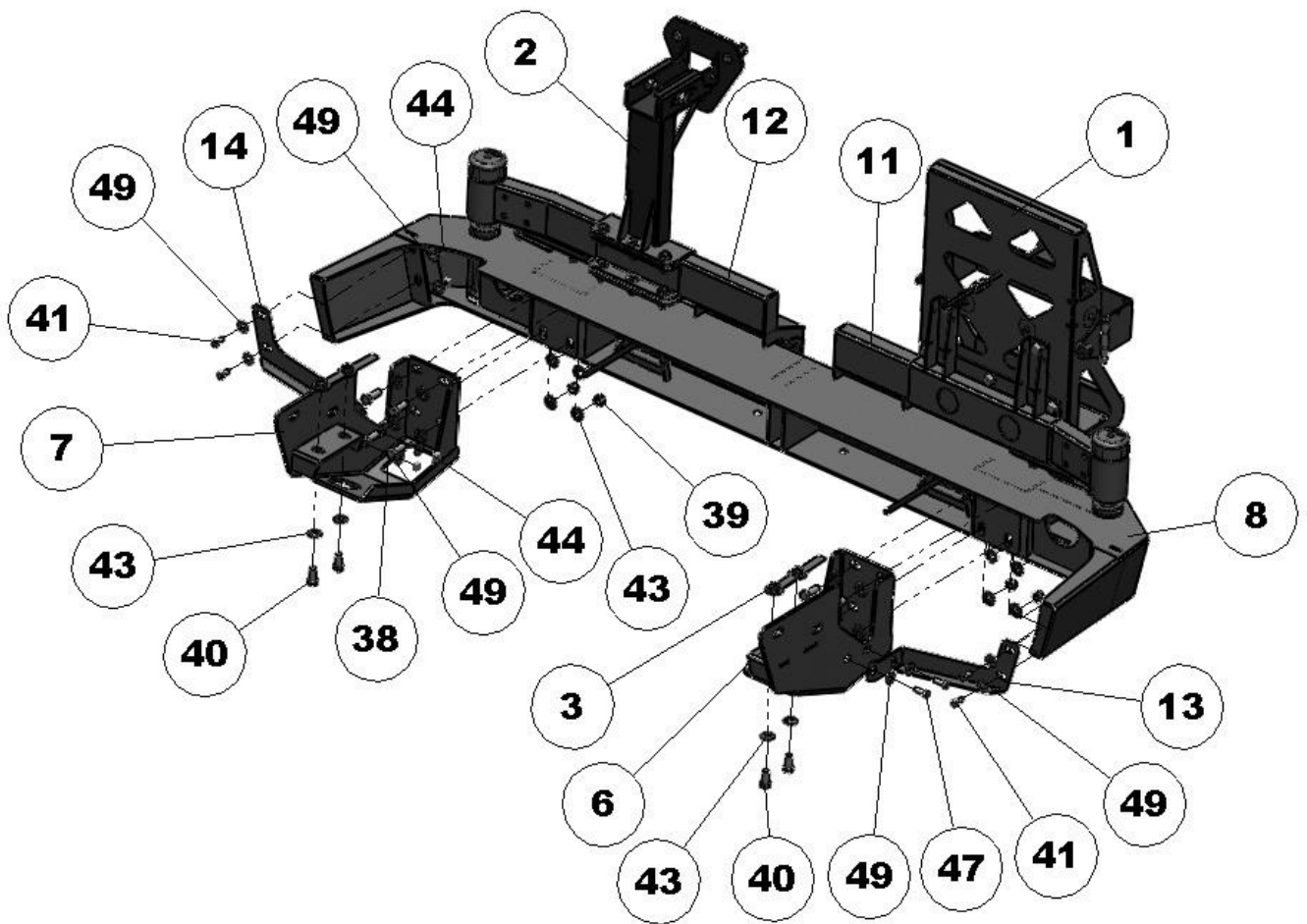
0

Ford Ranger T6 Cab. Dupla (2012-)



37 x8 45000074 Fêmea Freitada M6		<input type="checkbox"/>	38 x8 45000067 Prf. Cb. Sx. M12X35	<input type="checkbox"/>	39 x8 45000066 Fêmea Freitada M12		<input type="checkbox"/>	40 x6 45000065 Prf. Cb. Sx. M12x25		<input type="checkbox"/>	
41 x4 45000058 Prf. Cb. Sx. M8x20		<input type="checkbox"/>	42 x8 45000048 Anilha M8x16x1,6		<input type="checkbox"/>	43 x20 45000042 Anilha M12		<input type="checkbox"/>	44 x12 45000018 Fêmea Freitada M8		<input type="checkbox"/>
45 x2 45000017 Fêmea Freitada M10		<input type="checkbox"/>	46 x2 45000015 Prf. Cb. Sx. M10x25		<input type="checkbox"/>	47 x12 45000014 Prf. Cb. Sx. M8x25		<input type="checkbox"/>	48 x4 45000013 Fêmea Sext. M8		<input type="checkbox"/>
49 x16 45000011 Anilha aba larga M8		<input type="checkbox"/>	50 x2 45000007 Prf. Cb. Sx. M10x30		<input type="checkbox"/>						

Acessórios: ____ / ____ / ____ | Peças/Compostos: ____ / ____ / ____ | Artigo: ____ / ____ / ____ | Embalagem: ____ / ____ / ____



1



2




3




4



5



6



7



8



9



10



11



12



13



14



15

