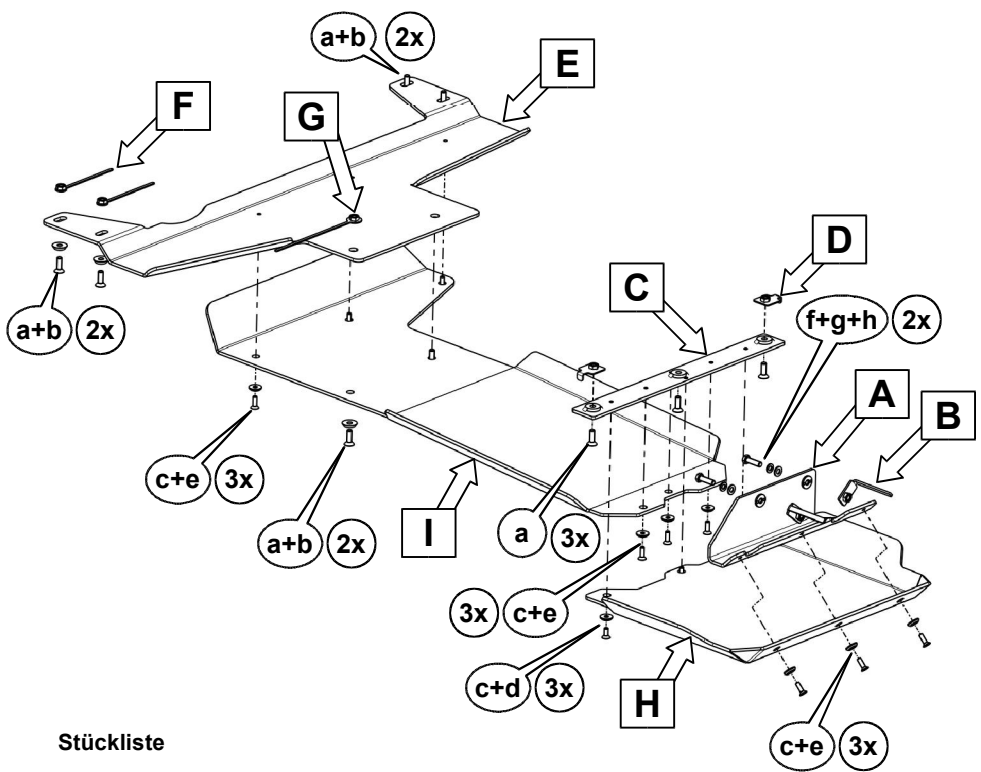


***Hier sehen sie den fertig montierten Unterfahrschutz.
Bevor sie mit der Montage beginnen, lesen sie bitte diese Anleitung gut durch.***

*Here you see the ready mounted Skit plate.
Before you start fitting, please read and understand this instruction manual.*





Stückliste



Schraubensatz


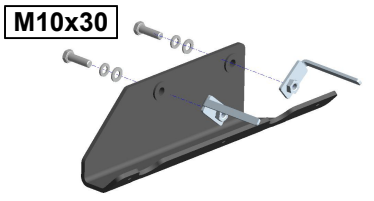

- 1x Befestigungswinkel vorne (A)
- 2x Gewindeblech M8 (B)
- 1x Befestigungsleiste (C)
- 2x Gewindeplatte M10 (D)
- 1x Traverse hinten (E)
- 2x Gewindeleiste M10 x 150 (F)
- 1x Gewindeleiste M10 x 230 (G)
- 1x Schutzblech vorne (H)
- 1x Schutzblech hinten (I)

- 6x Senkscheibe M10 Alu (a)
- 9x Senkschraube M10 x 30 (DIN7991) (b)
- 12x Senkscheibe M8 Alu (c)
- 9x Senkschraube M8 x 25 (DIN7991) (d)
- 3x Senkschraube M8 x 20 (DIN7991) (e)
- 2x Scheibe M10 (f)
- 2x Federring M10 (g)
- 2x Schraube M10 x 35 (h)

1x Anleitung


Schrauben Anzugsmomente siehe letzte Seite!
Torque information see last page!









4

Schrauben lose lassen / loosely screws together







Schrauben Anzugsmomente	
Schraubengröße	Güteklasse - 8.8
M6	10 Nm
M8	25 Nm
M10	50 Nm
M12	87 Nm
M14	138 Nm
M16	210 Nm